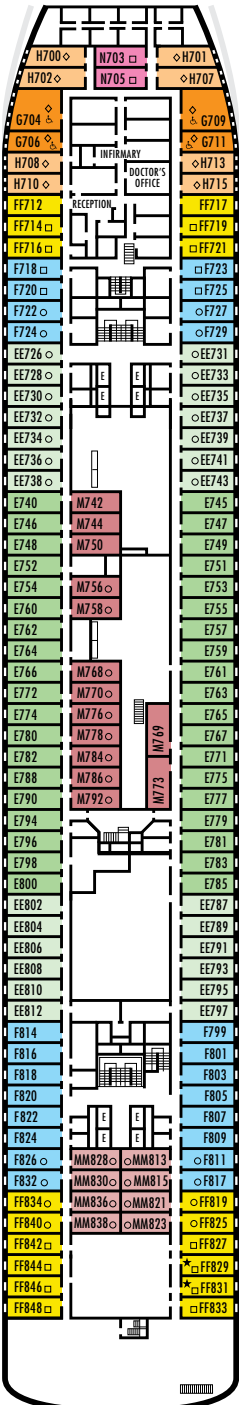
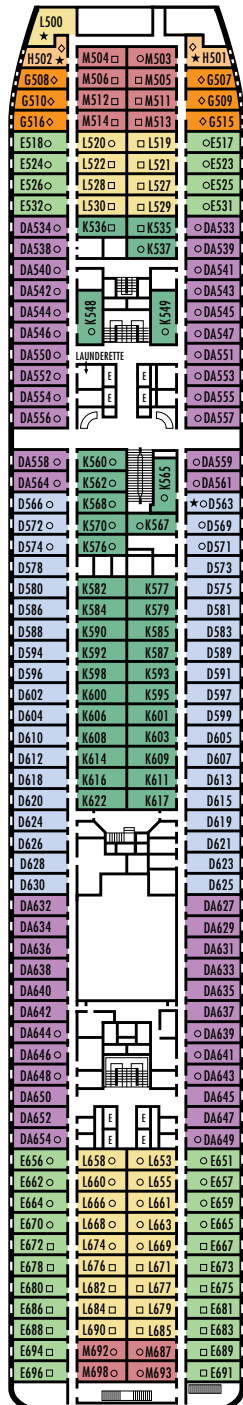


**A DECK**  
Staterooms 700–848  
106 ft. from bow to  
Staterooms 700, 701 & 703.



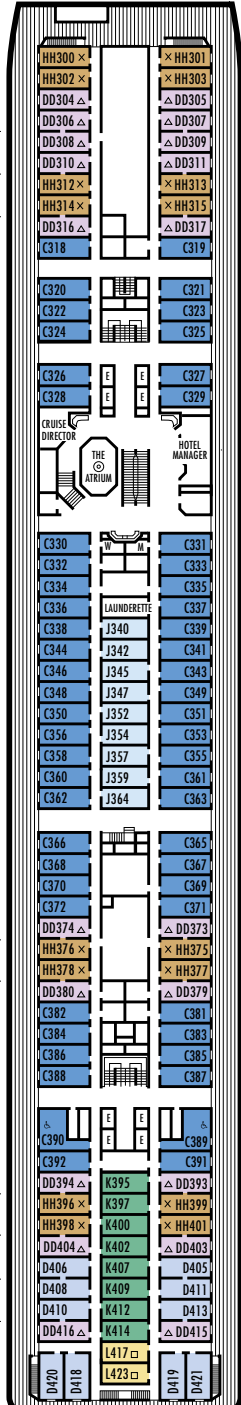
43 ft. to stern from  
Staterooms 833 & 848.

**MAIN DECK**  
Staterooms 500–698  
102 ft. from bow to  
Stateroom 500.



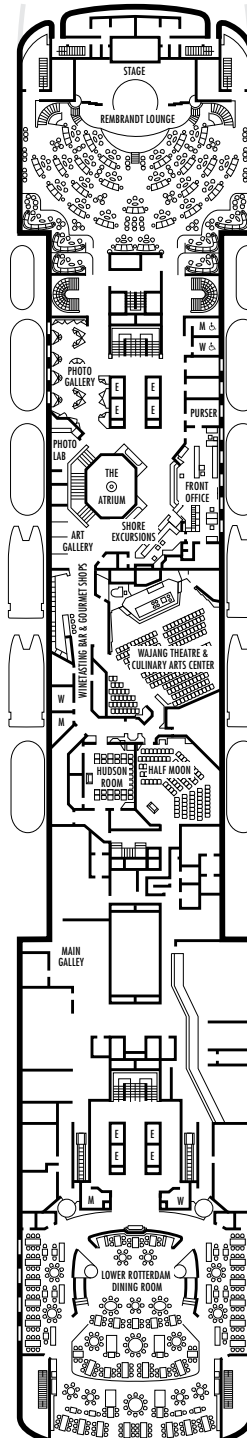
22 ft. to stern from  
Staterooms 691, 693, 696 & 698.

**LOWER PROMENADE DECK**  
Staterooms 300–423  
106 ft. from bow to  
Staterooms 300 & 301.

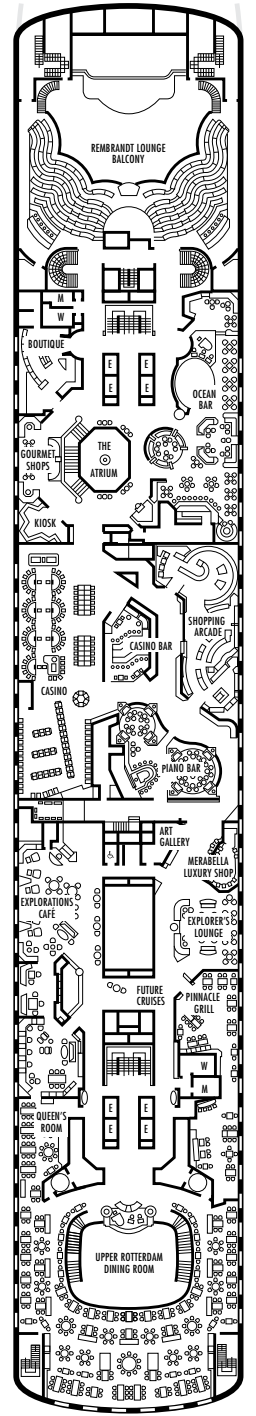


13 ft. to stern from  
Staterooms 418, 419, 420 & 421.

**PROMENADE DECK**



**UPPER PROMENADE DECK**



**STATEROOM SYMBOL LEGEND**

- Triple (2 lower beds, 1 sofa bed)
- Quad (2 lower beds, 1 sofa bed, 1 upper)
- △ Partial sea view
- × Fully obstructed view
- + Connecting rooms
- ◇ These staterooms have portholes instead of windows

- ★ Staterooms S030, BA200, BA202, L500, H501, H502, D563, FF829, FF831, are modified accessible, shower only with small step, step into bathroom, standard interior and exterior door size
- ♿ Staterooms C389, C390, G704, G706, G709 & G711 are wheelchair accessible, roll-in shower only, wheelchair-accessible doorways

**SHIP SPECIFICATIONS & FACILITIES**

- 1,258 Guests
- 55,575 Gross Tons
- 719 Feet Long
- Automatic Stabilizers
- 10 Guest Decks
- 8 Guest Elevators
- 3 Restaurants
- 2 Outdoor Swimming Pools (one with sliding glass roof)
- Spa & Salon
- Fitness Center
- Movie Theatre
- Duty-free Shops
- Internet Center
- Library
- Casino
- Suite Lounge
- Practice Tennis Court
- Basketball Court

**VERANDAH DECK**  
Staterooms 100–220  
156 ft. from bow to  
Staterooms 100 & 102.

**NAVIGATION DECK**  
Staterooms 001–065  
205 ft. from bow to  
Staterooms 001 & 002.

**LIDO DECK**

**SPORTS DECK**

# ms Maasdam

## DECK PLANS & STATEROOMS

The deck plans are color-coded by category of stateroom, and the category letter precedes the stateroom number in each room. All staterooms are equipped with DVD player, flat-panel television, telephone and multi-channel music.

**Important Note:** Not all staterooms within each category have the same furniture configuration and/or facilities. Appropriate symbols within the rooms on the deck plans describe differences from the stateroom descriptions below.

### VERANDAH SUITES

**PS**

**Penthouse Verandah Suite:** Bedroom with 1 king-size bed, oversize whirlpool bath & shower, living room, dining room, dressing room, private verandah, pantry, 1 sofa bed for 2 persons, mini-bar, refrigerator, guest toilet, floor-to-ceiling windows.

**S**

**Deluxe Verandah Suites:** 2 lower beds convertible to 1 king-size bed, whirlpool bath & shower, large sitting area, dressing room, private verandah, 1 sofa bed for 2 persons, mini-bar, refrigerator, floor-to-ceiling windows.

**A B BA BB BC**

**Verandah Suites:** 2 lower beds convertible to 1 queen-size bed, whirlpool bath & shower, sitting area, private verandah, mini-bar, refrigerator, floor-to-ceiling windows.

### OCEAN-VIEW STATEROOMS

**C D DA DD E EE F FF G H**

**Large:** 2 lower beds convertible to 1 queen-size bed, bathtub & shower. All DD-category staterooms have partial sea views.

**HH**

**Large:** 2 lower beds convertible to 1 queen-size bed, bathtub & shower. All HH-category staterooms have fully obstructed views.

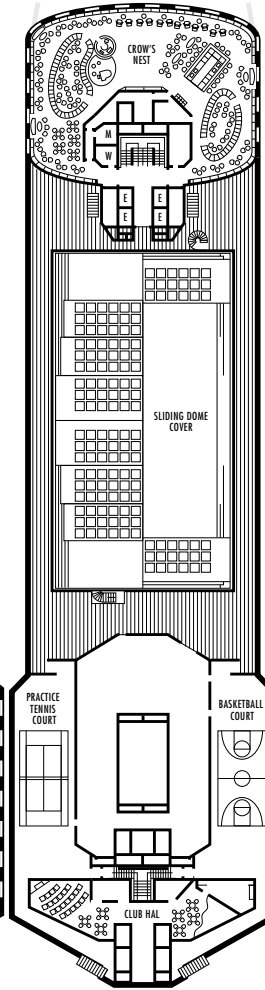
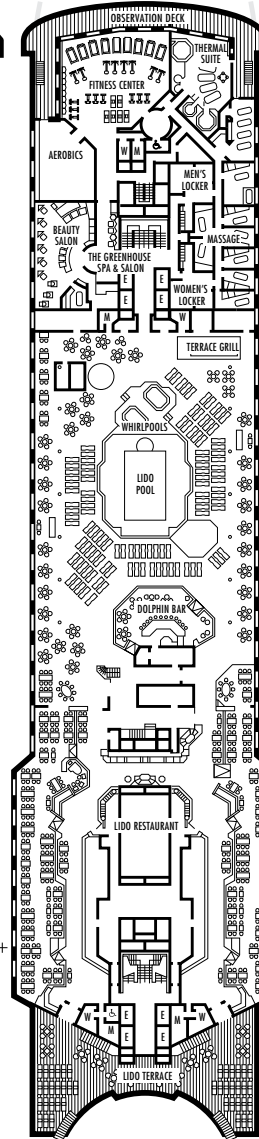
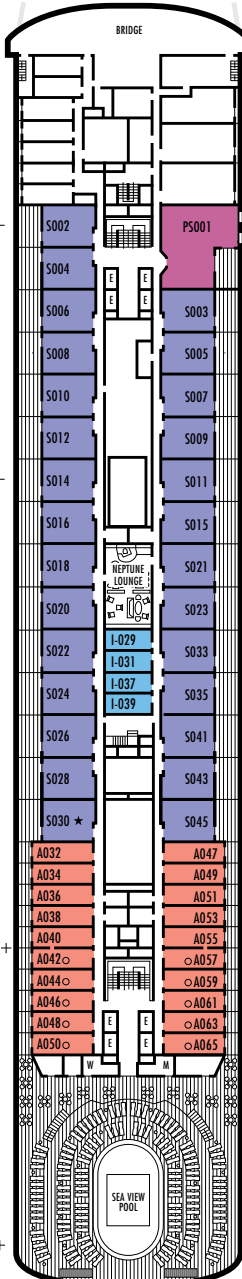
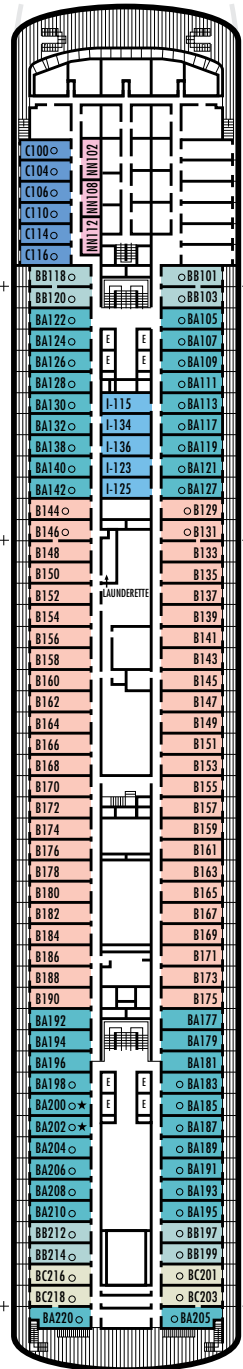
### INTERIOR STATEROOMS

**I J K L M MM**

**Large:** 2 lower beds convertible to 1 queen-size bed, shower.

**N NN**

**Standard:** 2 lower beds convertible to 1 queen-size bed, shower.



30 ft. to stern from  
Staterooms 205 & 220.

112 ft. to stern from  
Staterooms 050 & 065.

